

13174 Mariannelund 60.968



60.668

90



60.060

13171 Ydrevägen 13.171



80



Kurvor

57.940

13165 Sjögle 56.760



70



Kurvor

56.410

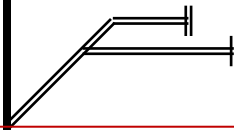
95



55.190

Vallnäs (VIn) 54.001

lp



13160 Vallnäs 53.842



Kontrollbegräftar 53.419

vxl VIn



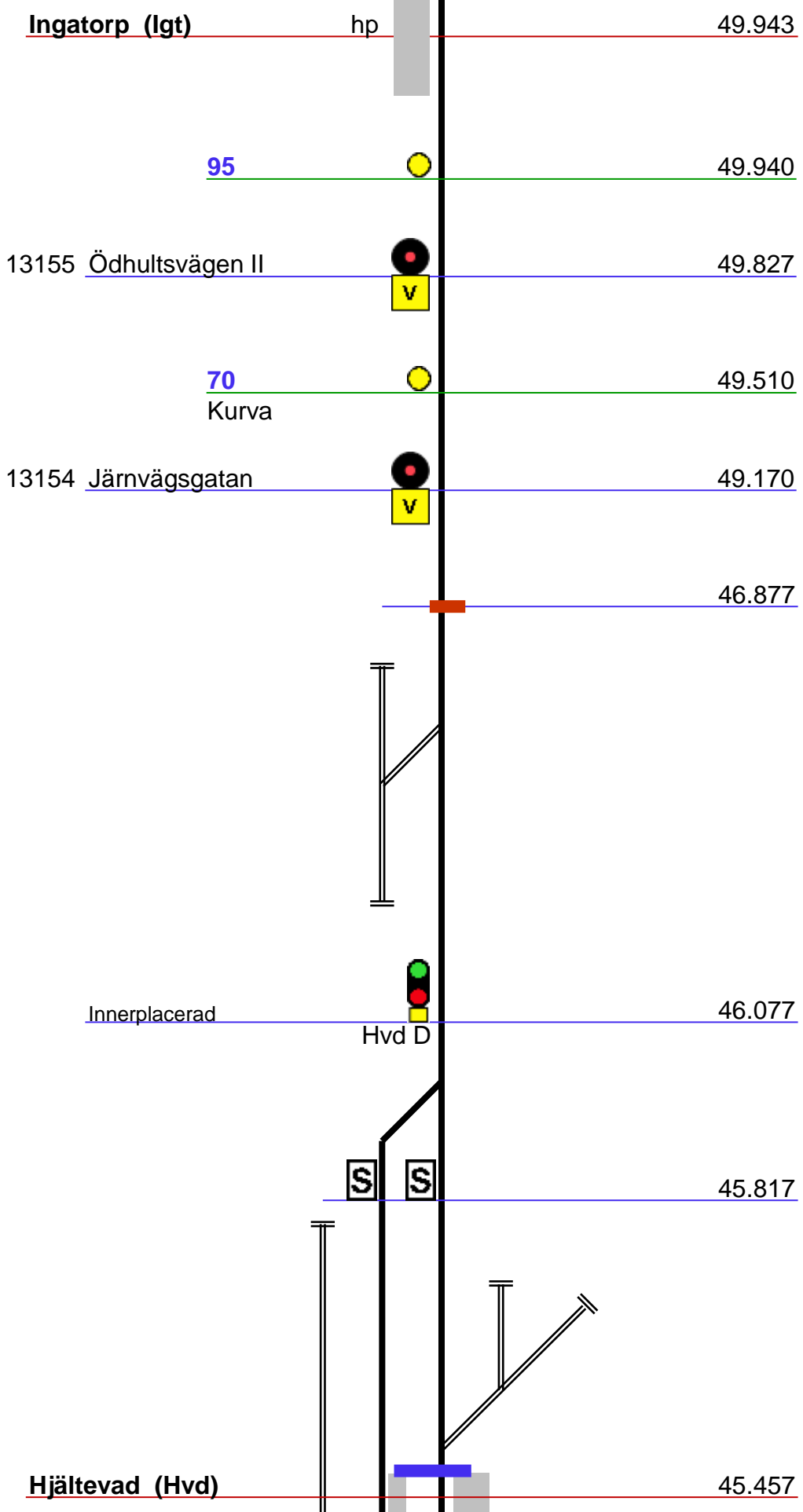
Lpsi





















70



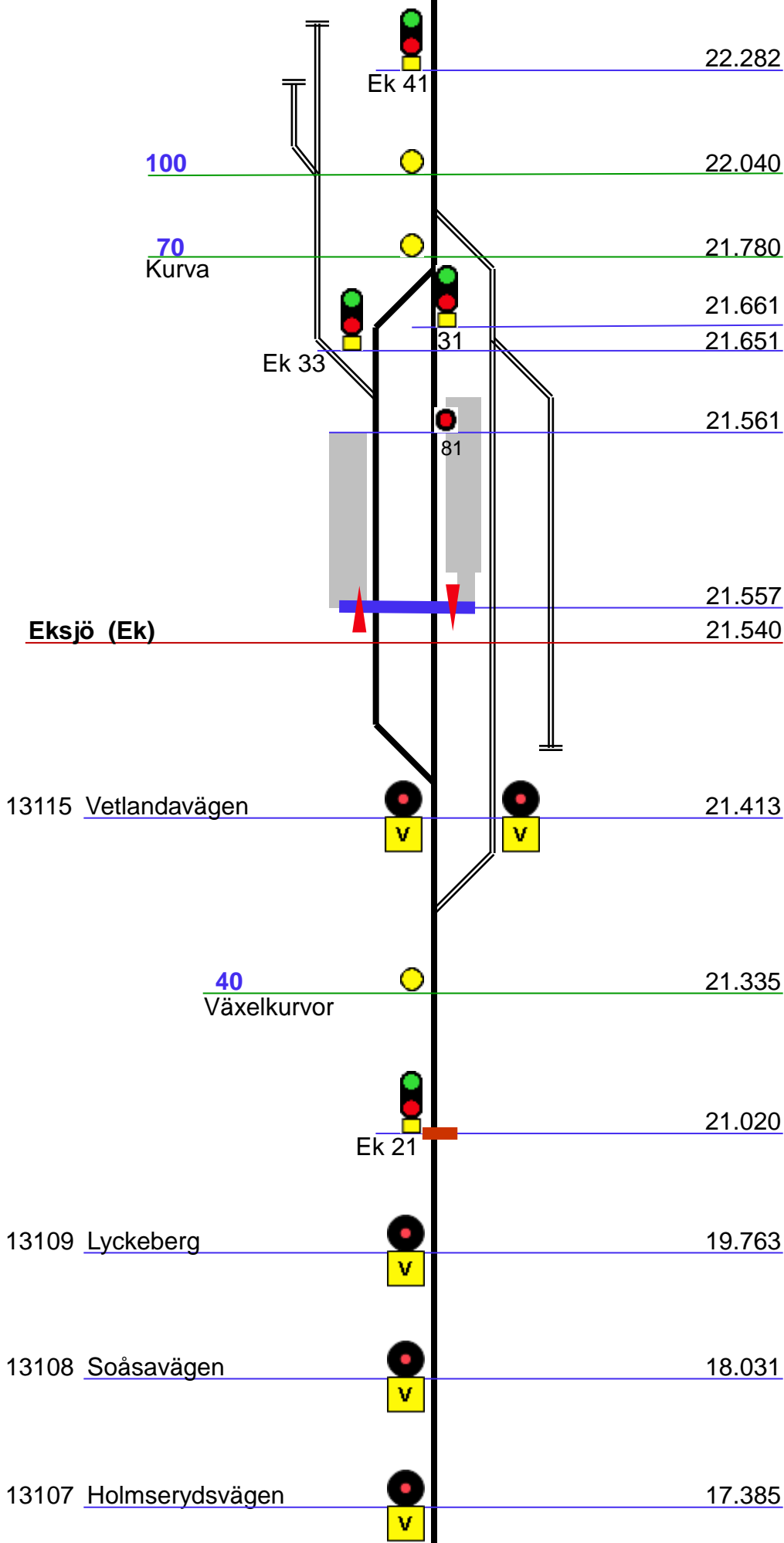
Kurvor

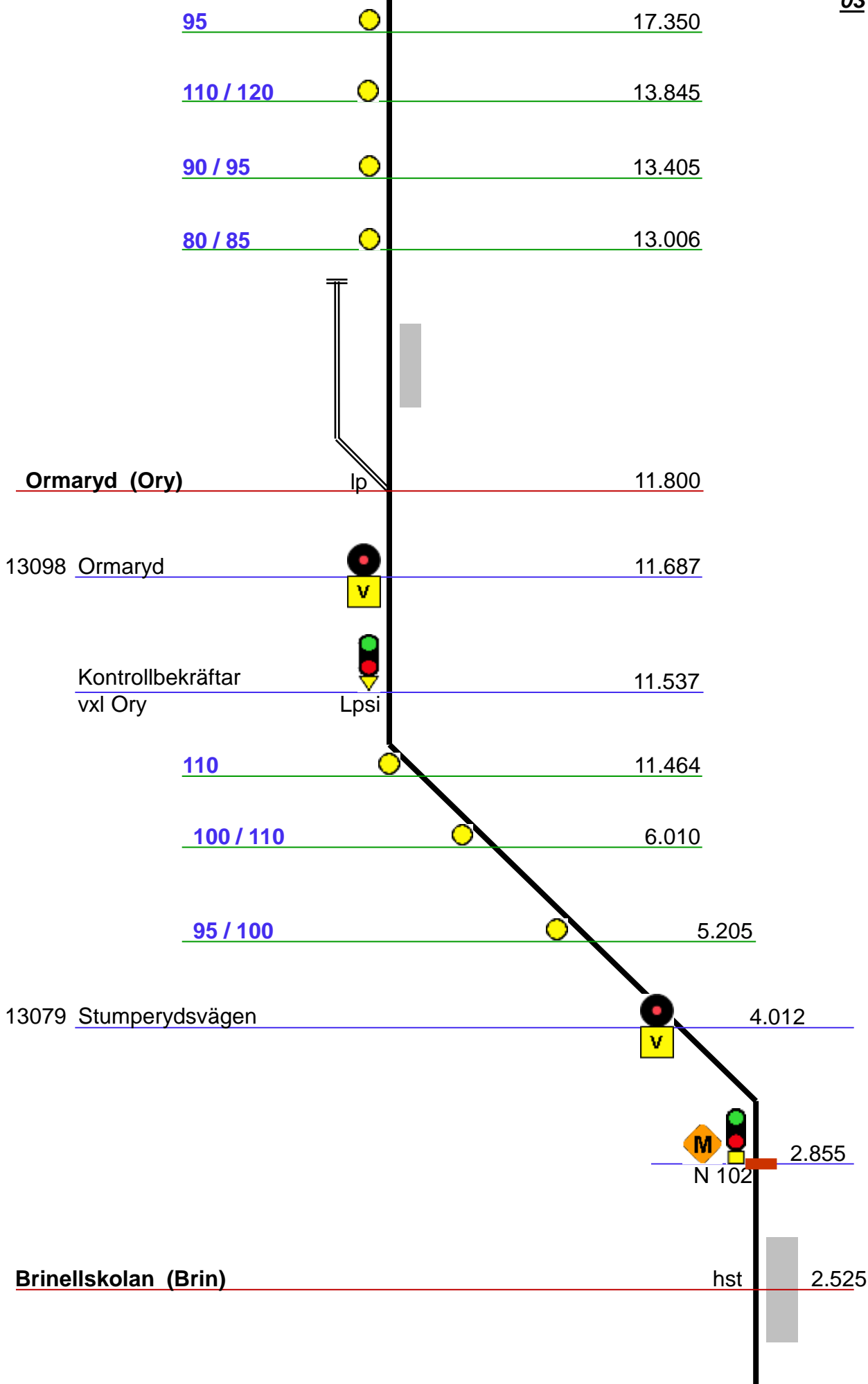
53.350

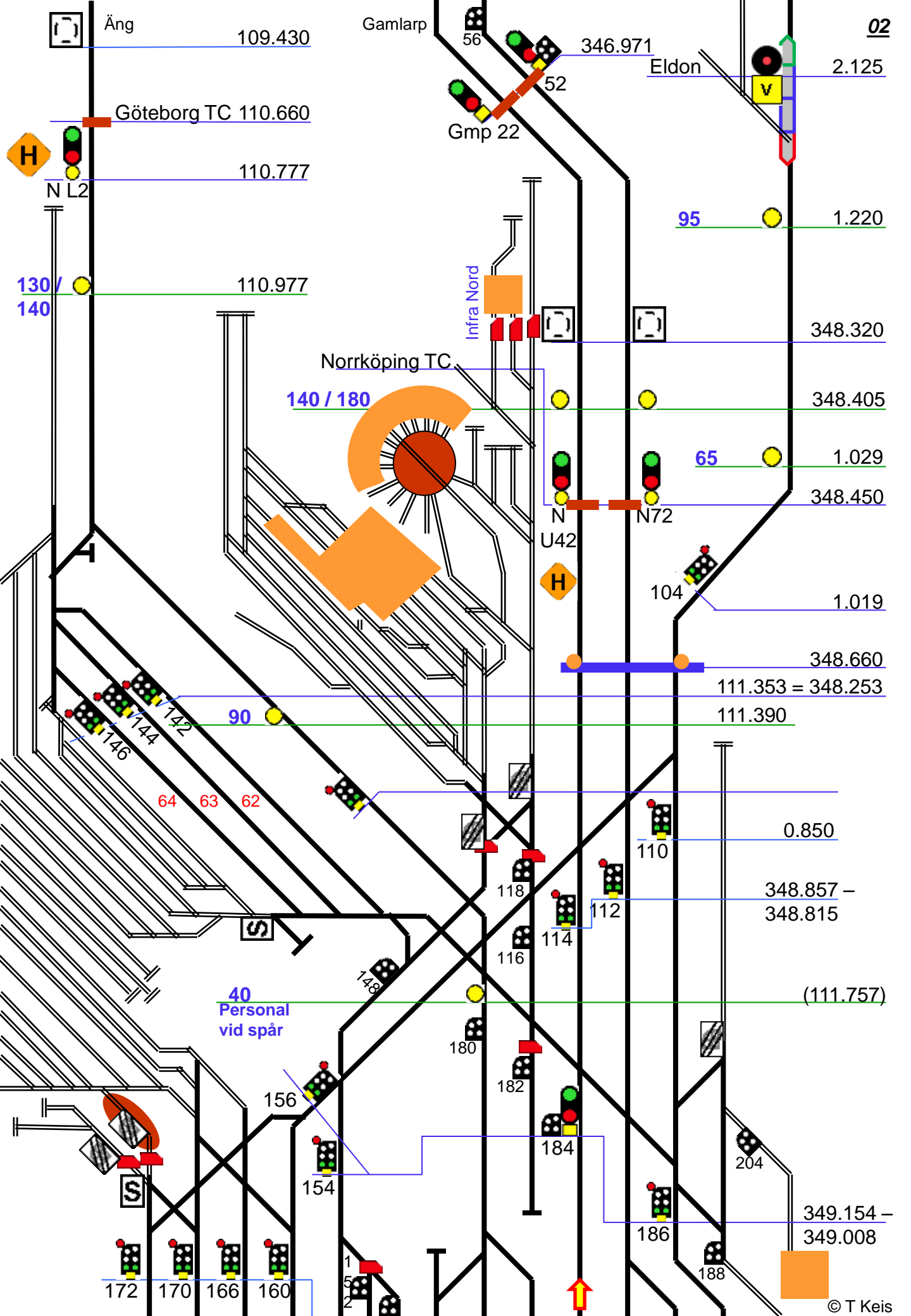


13148	Hjältevad	 	45.344
		 	45.154
	Hvd 1/2		
	<u>95</u>		42.940
	Bruzaholm (Bz)	hp 	40.910
13144	Bruksvägen II	 	40.749
	<u>60</u> Kurva		40.630
13143	Malmgatan	 	40.437
13141	Bengtsgård	 	39.137
	<u>95</u>		37.080
	<u>80</u> Kurva		36.570
	<u>95</u>		33.520
13137	Ebbarpsvägen	 	33.372
	<u>70</u> Kurva		33.050

13134	Hult		31.878
	Hult (Hul)	lp	31.642
	Kontrollbegräftar vxl Hul	 Lpsi	31,424
	95		29.220
	85		28.250
13130	Nyäng		27.875
13127	Björkelund		25.834
	95		25.528
13126	Hjorthemsvägen		25.258
	70 Kurva		25.260
13122	Björkavägen		24.472
	ATC Slutar		23.839
			22.382
13117	Kvarnarpsvägen		22.346







Ång 109.430

Gamlarp

346.971

Eldon

2.125

Göteborg TC 110.660

Gmp 22

H
N L2

110.777

95 1.220

130 / 140 110.977

Infra Nord

Norrköping TC

348.320

140 / 180

348.405

65 1.029

N N72
U42

348.450

H

104 1.019

348.660

111.353 = 348.253

111.390

90

64 63 62

0.850

348.857 – 348.815

40
Personal
vid spår

(111.757)

156

182

184

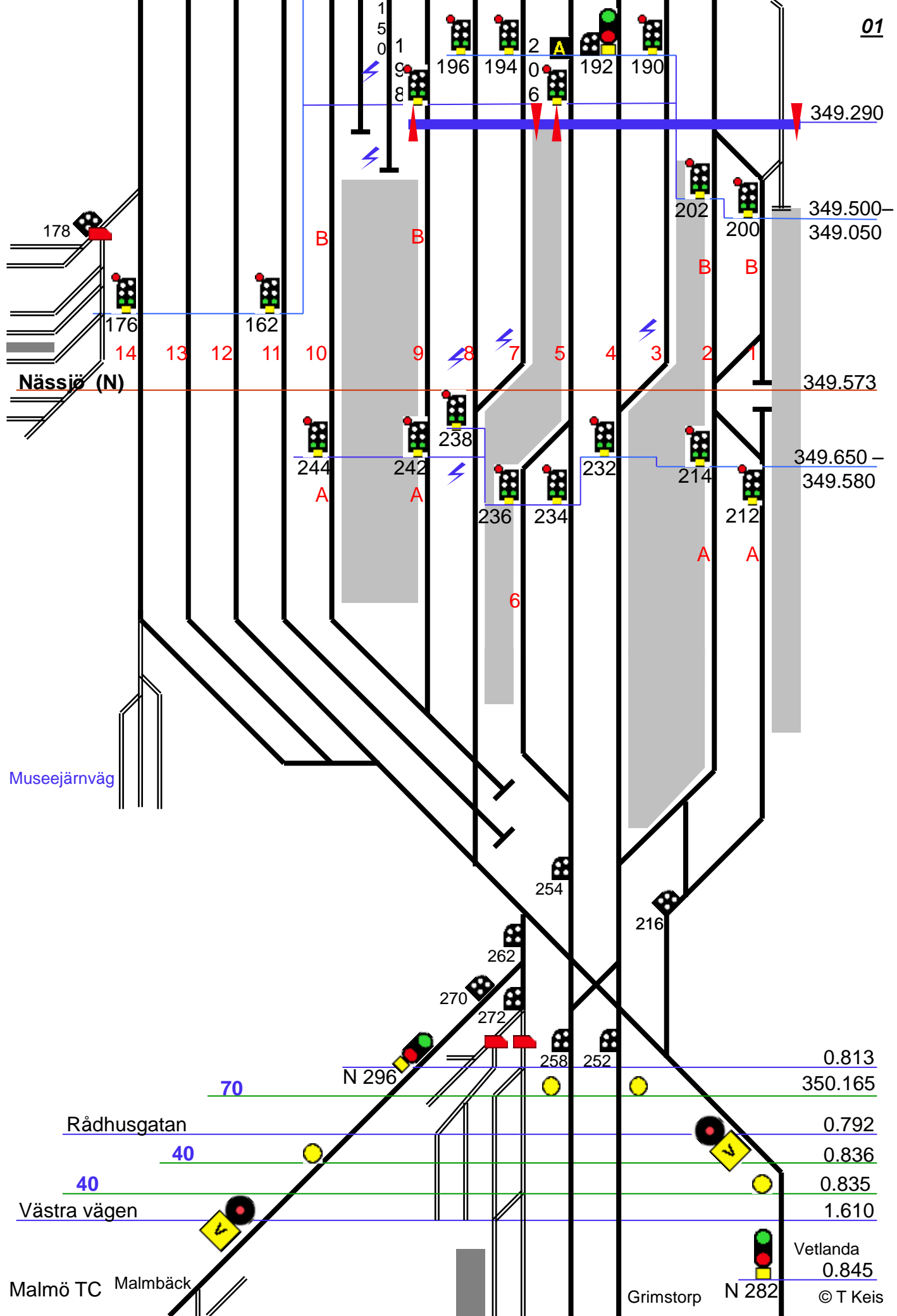
204

349.154 – 349.008

172 170 166 160

1 5 2





178
176
Nässjö (N)

Museejärnväg

Malmö TC Malmbäck

Grimstorp N 282

Vetlanda
0.845
© T Keis

14 13 12 11 10 9 8 7 5 4 3 2 1

B

B

B

B

A

A

A

A

6

N 296

70

40

Rådhusgatan

40

Västra vägen

244 242 238 236 234 232 214 212

262 270 272

254

216

258 252

196 194 190 192 190

1 5 0 1

9 8

2 0 6

349.290

349.500-349.050

349.573

349.650-349.580

0.813

350.165

0.792

0.836

0.835

1.610

0.845